


XST (>7.5 kW) Pompe centrifuge normalisée en fonte (>7.5 kW)**Application**

- Transfert d'eau claire ou autres liquides comparables à l'eau sur le plan chimique et physique
- Approvisionnement en eau et irrigation
- Circulation d'eau dans systèmes d'air conditionné
- Défense incendie

Pompe

- Pompe centrifuge monocellulaire
- Débit jusqu'à 220 m³/h
- HMT jusqu'à 95 m
- Température liquide entre -10°C et 85°C
- Pression de service maximale de 12 bars
- Turbine en inox AISI304 (XST40-250, XST50-200, XST50-250) ou HT200
- Garniture mécanique conforme à la DIN 24960
- Pompes centrifuges normalisées selon EN 733

Moteur

- Classe d'isolation: F
- Classe de protection: IP54
- Performances conformes à CEI 2-3 (IEC 34.1)
- Température ambiante maximale: +40°C

Codes d'identification**XST m 40 -250 /92**

puissance (1/10 kW)

Ø turbine (mm)

Ø de sortie (mm)

moteur monophasé

pompe centrifuge normalisée

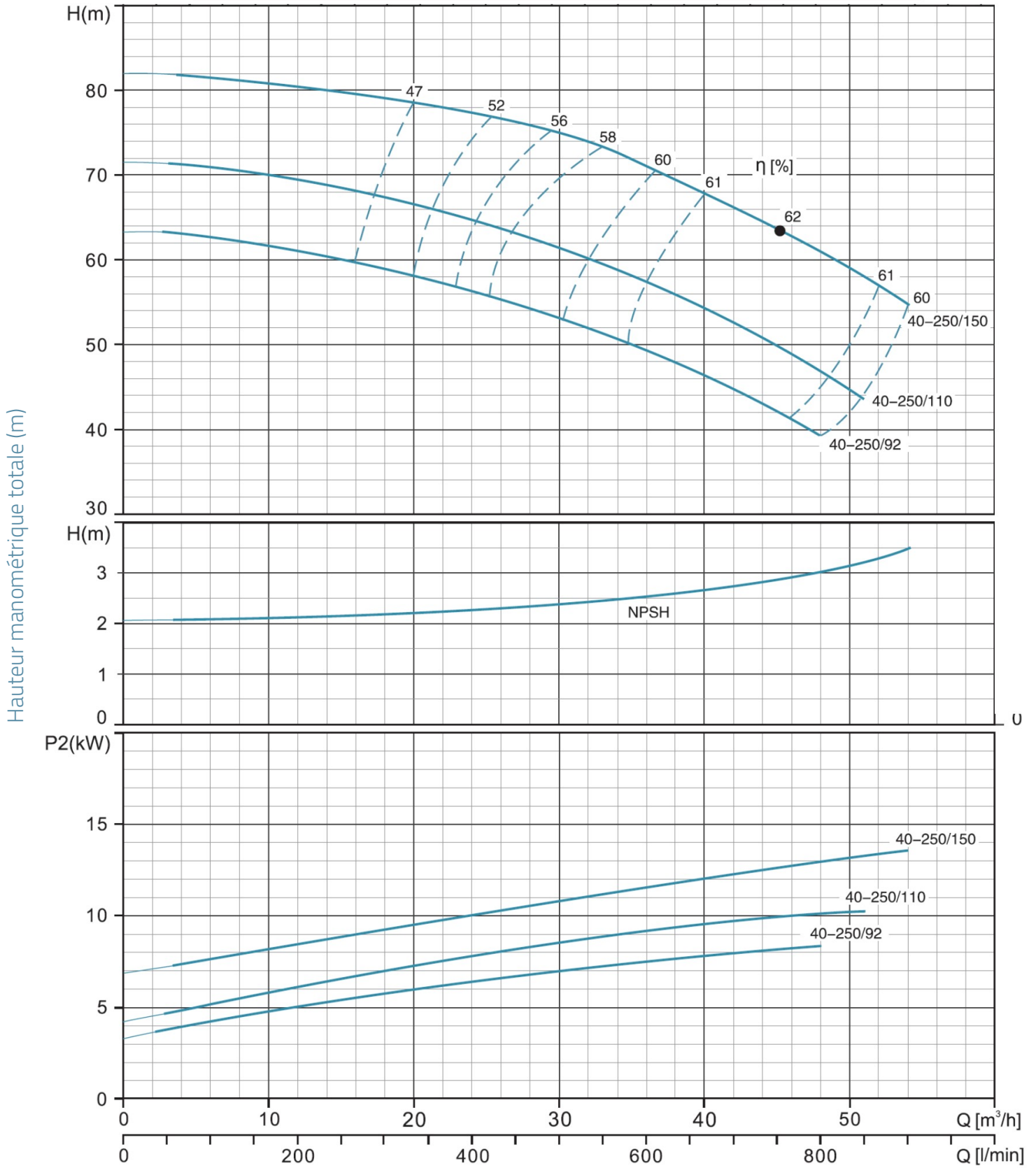
Données techniques

MODEL	kW	Q (m³/h)																			
		0	6	9	15	18	24	27	36	42	48	54	72	84	90	108	120	138	180	210	
		Q (l/min)																			
		0	100	150	250	300	400	450	600	700	800	900	1200	1400	1500	1800	2000	2300	3000	3500	
XST40-250/92 - 400v	9.2	64				59	65.5	55	49.5	45	39.8										
XST40-250/92	9.2	64				59	56.5	55	49.5	45	39.8										
XST40-250/110	11	72				67.5	65	63.5	57.5	52.2	47										
XST40-250/150	15	82				79	77.3	76.5	71	66	60.5										
XST50-200/92	9.2	50.5							46.8	45	43	40.9	32.5								
XST50-200/110	11	57.5							53.5	52	50	47.5	40								
XST50-250/150	15	68.5							64	63	61.5	59	50	41							
XST50-250/185	18.5	77							73.2	72	70	68	60.5	51.5							
XST50-250/220	22	86.3							83	81.5	80	78	70	61							
XST65-160/92	9.2	33										31.5	30	28	27.1	24	21.5				
XST65-160/110	11	36										34.5	33	31.5	30.8	28	25.5				
XST65-160/150	15	42										41	40	38.5	37.8	35	33				
XST65-200/150	15	45.5										46	43.5	41	39.2	33					
XST65-200/185	18.5	53										53.5	51.2	48.3	47	41.5					
XST65-200/220	22	59										59.5	57.2	54	53	47	43.5				
XST65-200K/185	18.5	41.2											42	41.2	40.6	38.2	36.5	34			
XST65-200K/220	22	48												48	47.5	46	44	41			
XST65-200K/300	30	59.5												61.4	60	59	58.5	58	56.2	54	
XST65-250/220	22	62												61.5	58.2	56.5	54	49	45		
XST65-250/300	30	76												75	73	70	69	64	61	54	
XST65-250/370	37	90												88	86	84	82	78	74	68	
XST80-160/110	11	27														27.3	26	24.5	22.5	16	
XST80-160/150	15	32.8														32.5	31.3	30.2	28	22.1	16.7
XST80-160/185	18.5	39														38	36.8	35.7	33.8	28.8	23.5
XST80-200/220	22	48														47.5	46	43.5	41	32.5	
XST80-200/300	30	60														59.5	58	57	54.5	47	
XST80-250/370	37	71.5														70.5	67.5	65.5	61.5	49.5	38
XST80-250/450	45	82														80.5	78.5	76.5	72	62	51
XST80-250/550	55	95														93.5	91.2	89.8	86.8	77.6	68.3

XST40-250

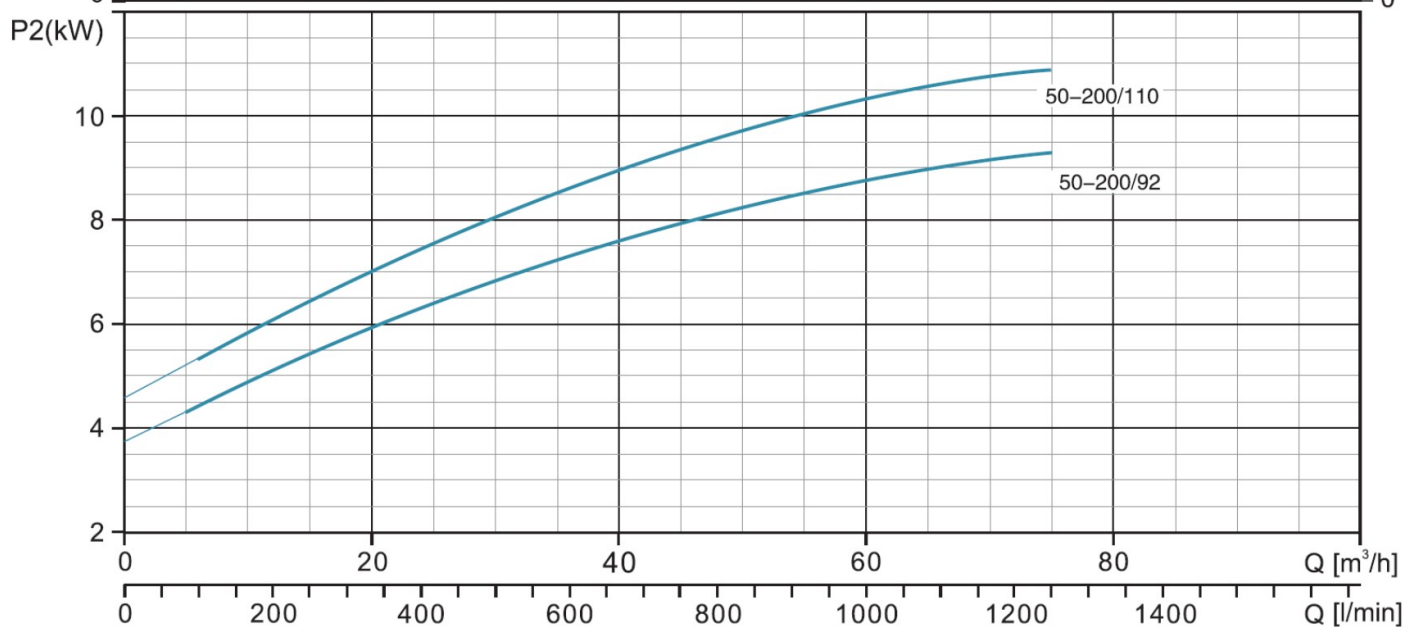
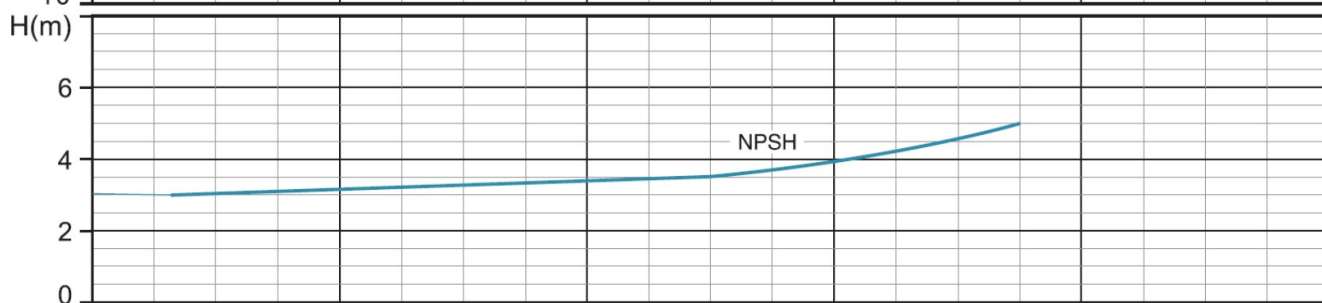
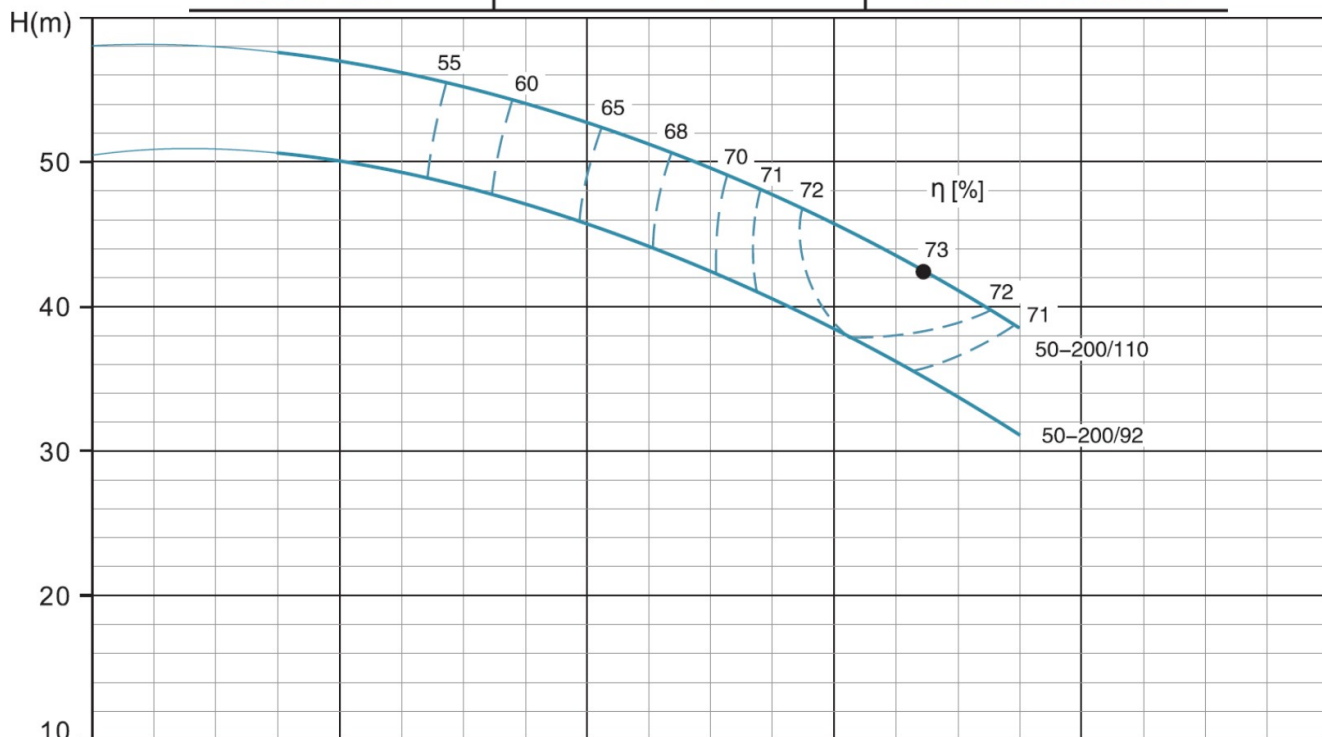
~2900rpm

ISO 9906 Annex A



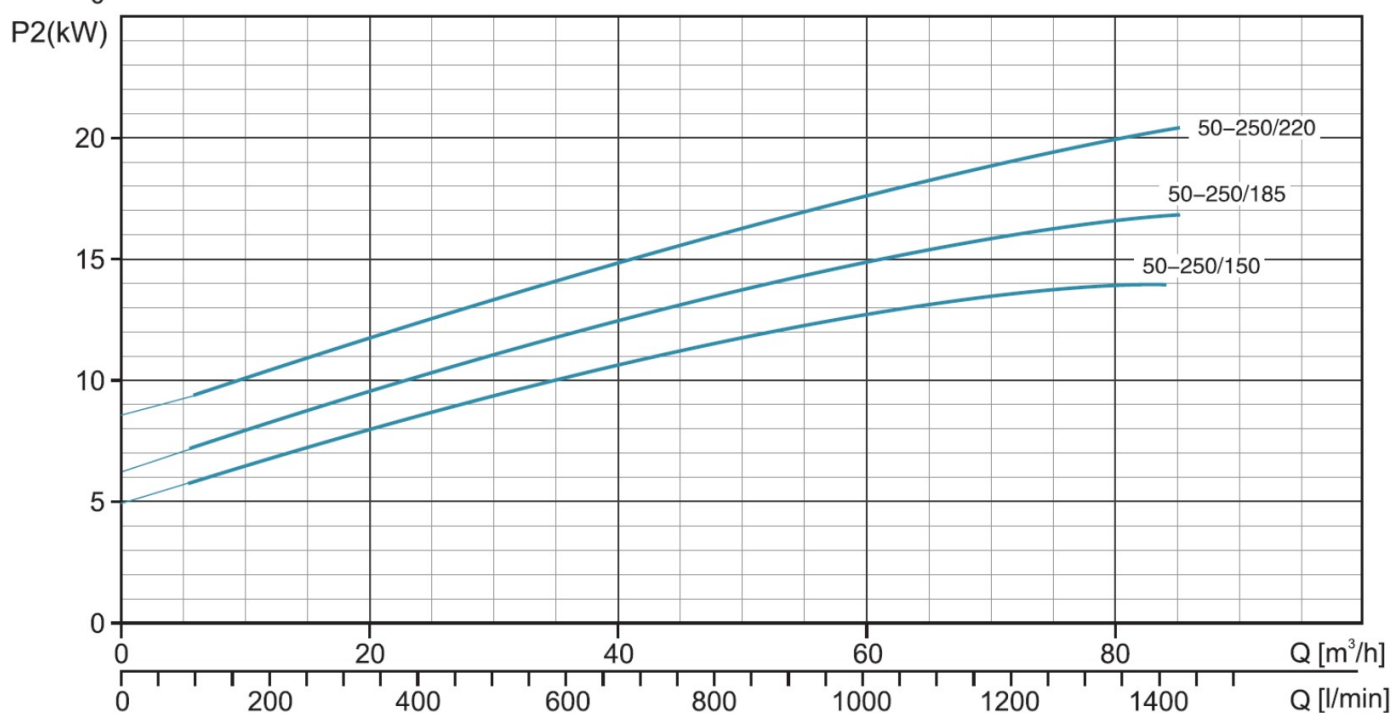
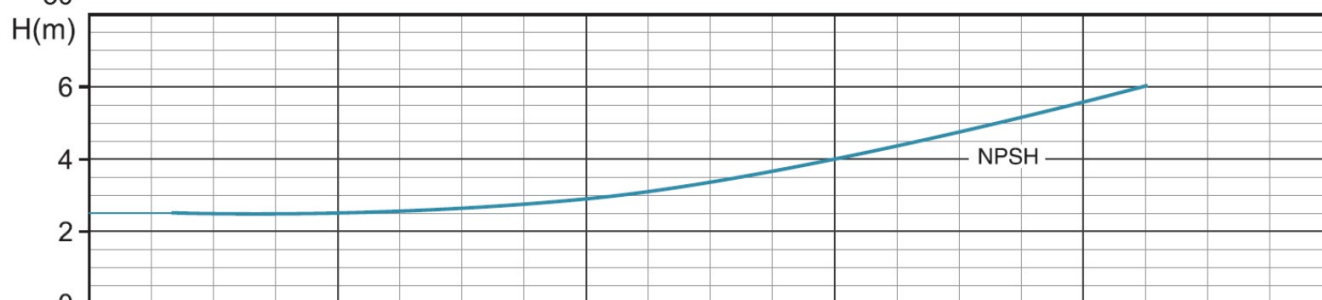
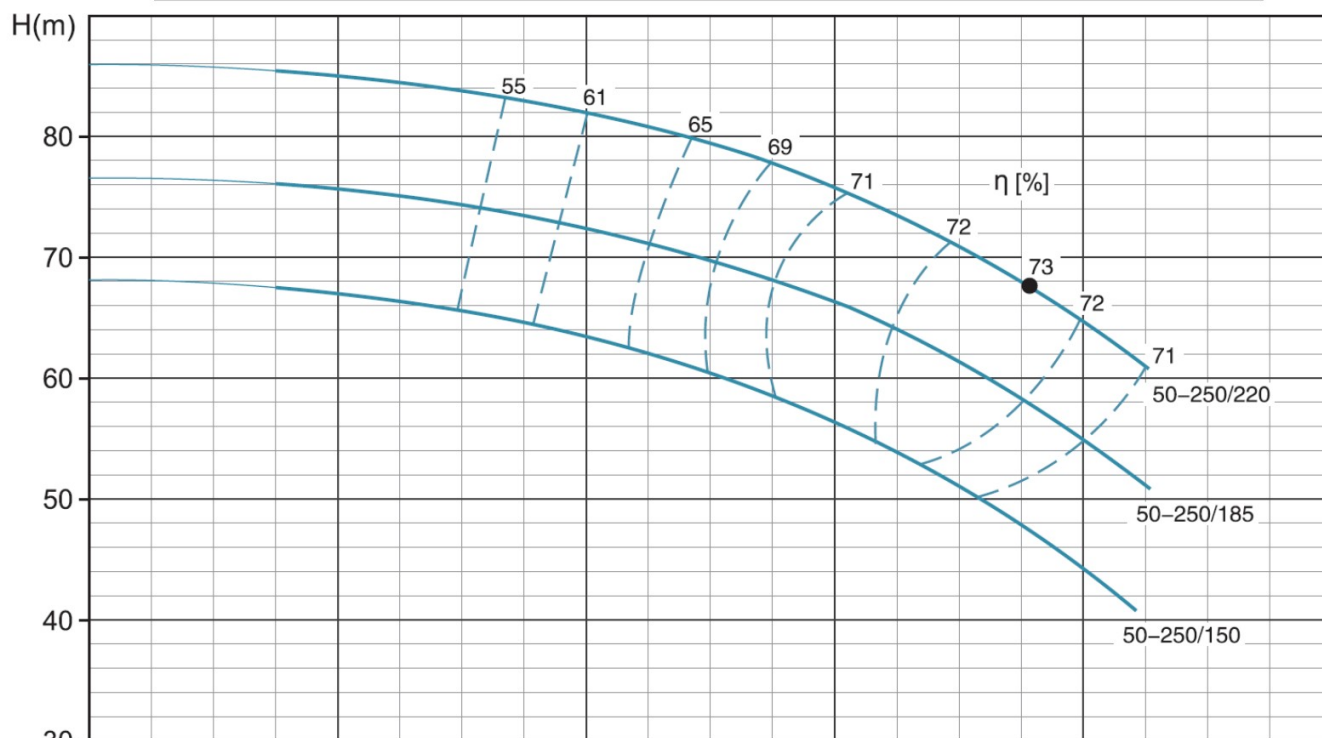
XST50-200 **~2900rpm** **ISO 9906 Annex A**

Hauteur manométrique totale (m)



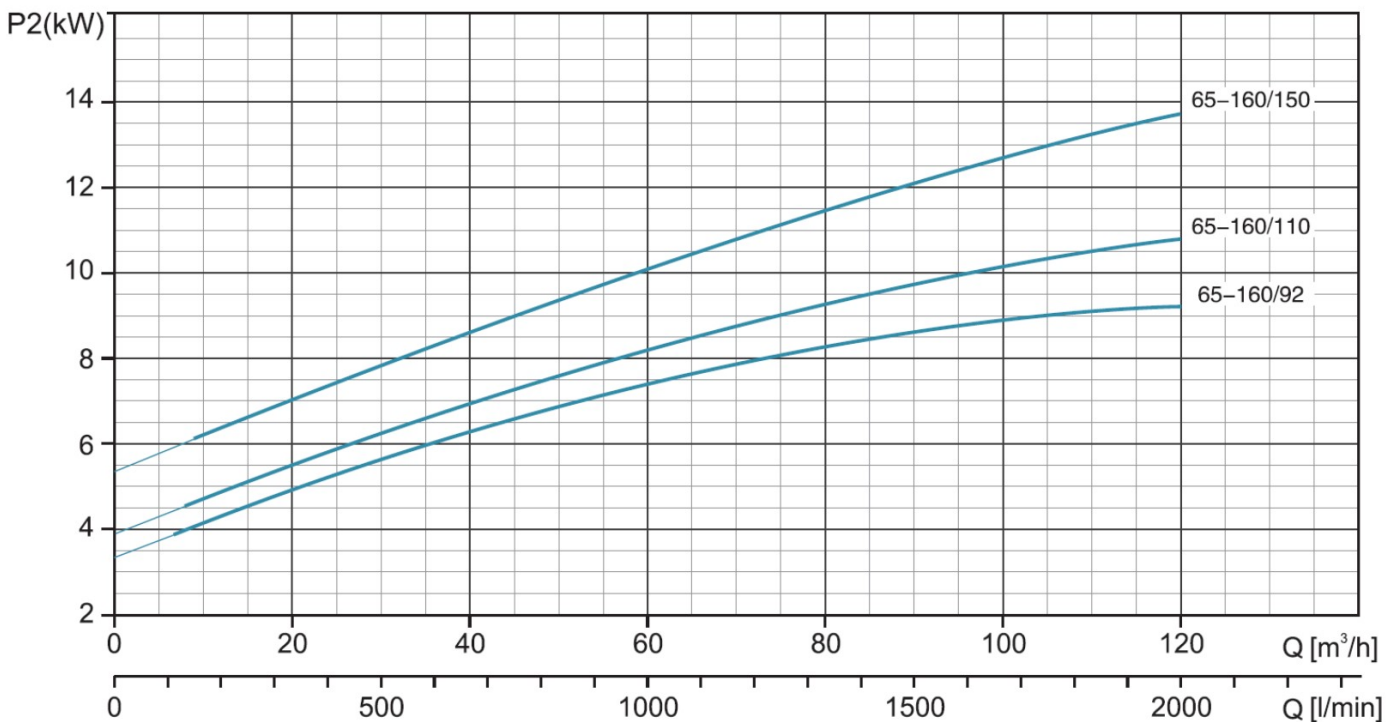
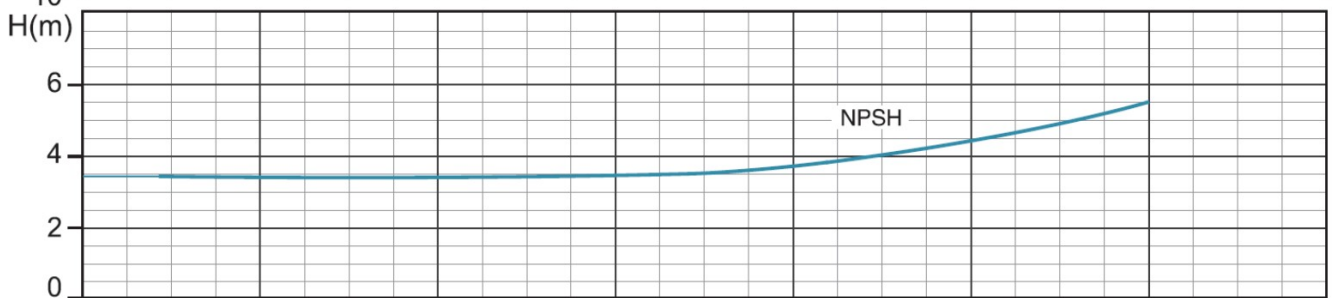
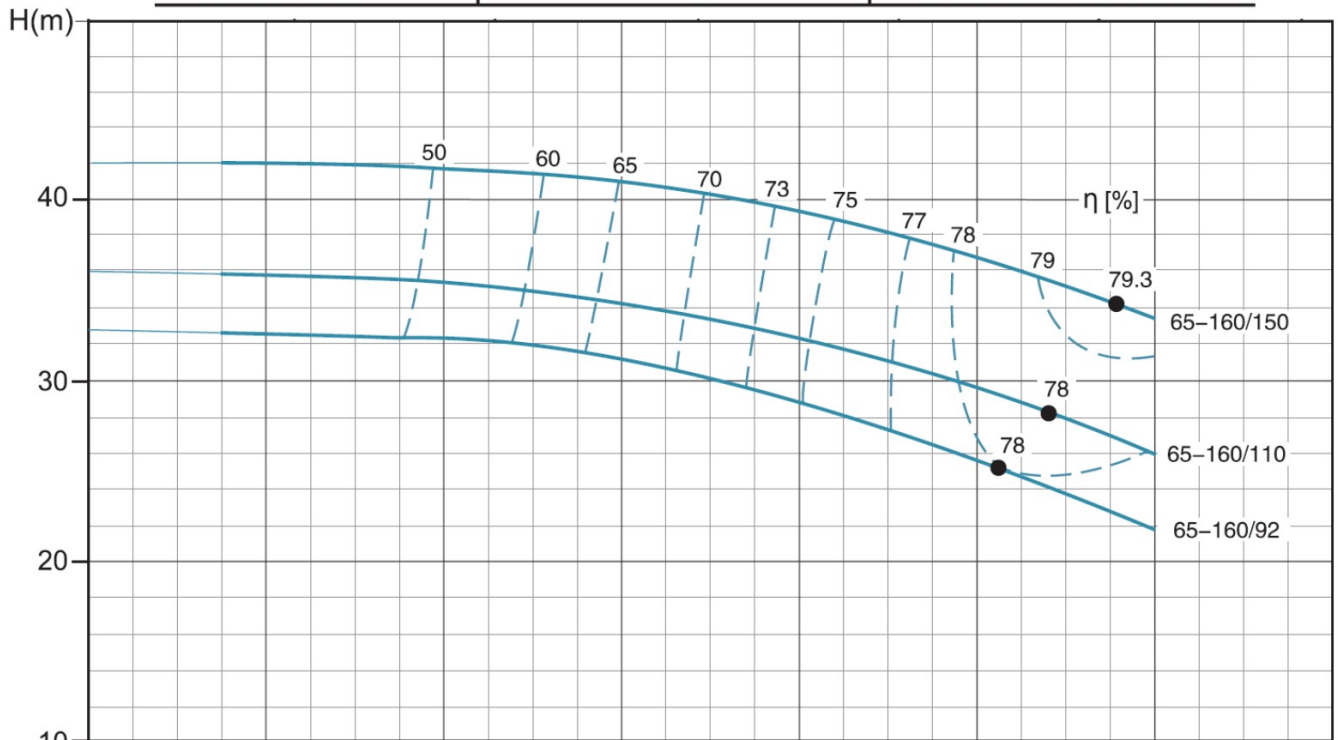
XST50-250	~2900rpm	ISO 9906 Annex A
-----------	----------	------------------

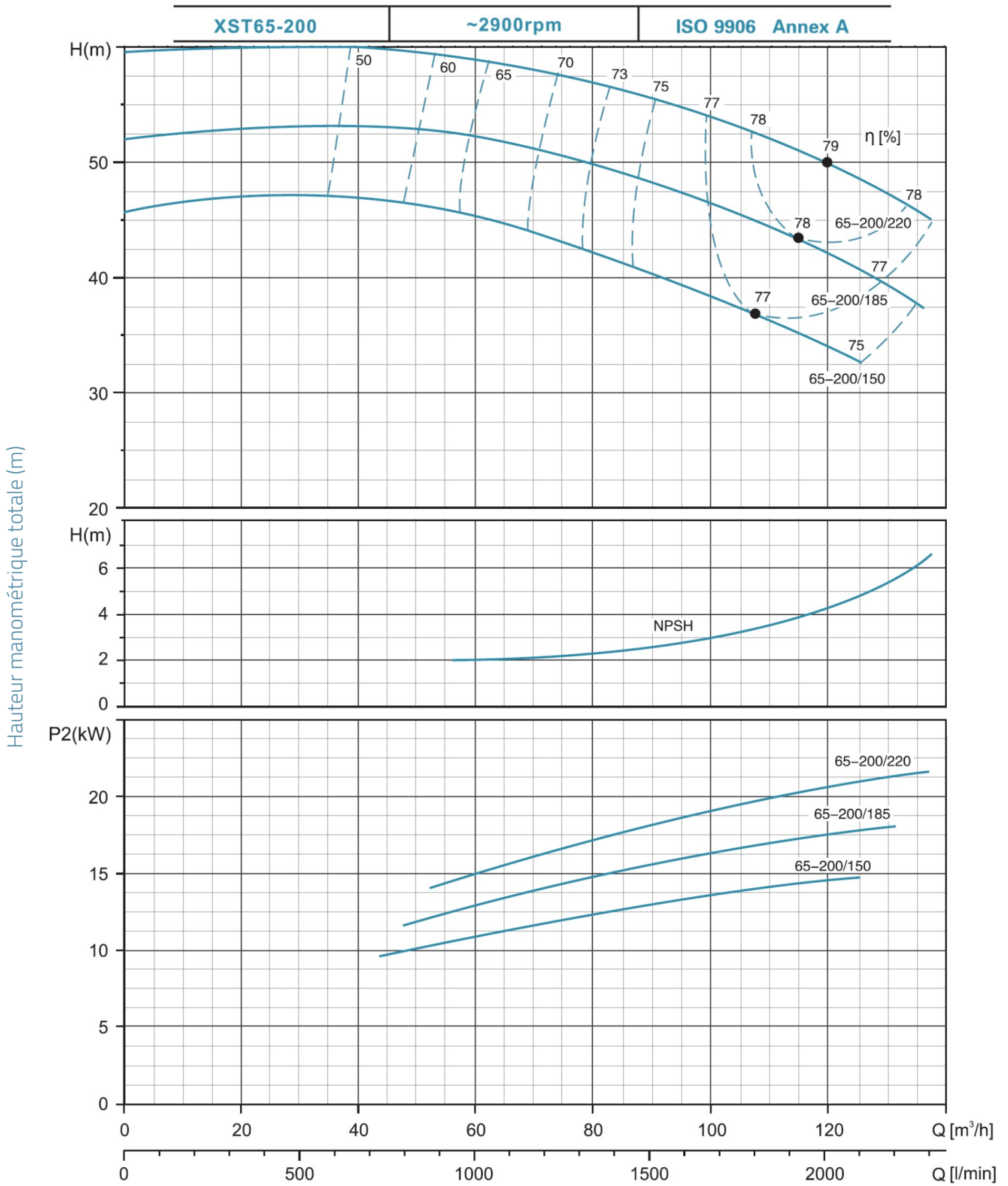
Hauteur manométrique totale (m)



XST65-160 **~2900rpm** **ISO 9906 Annex A**

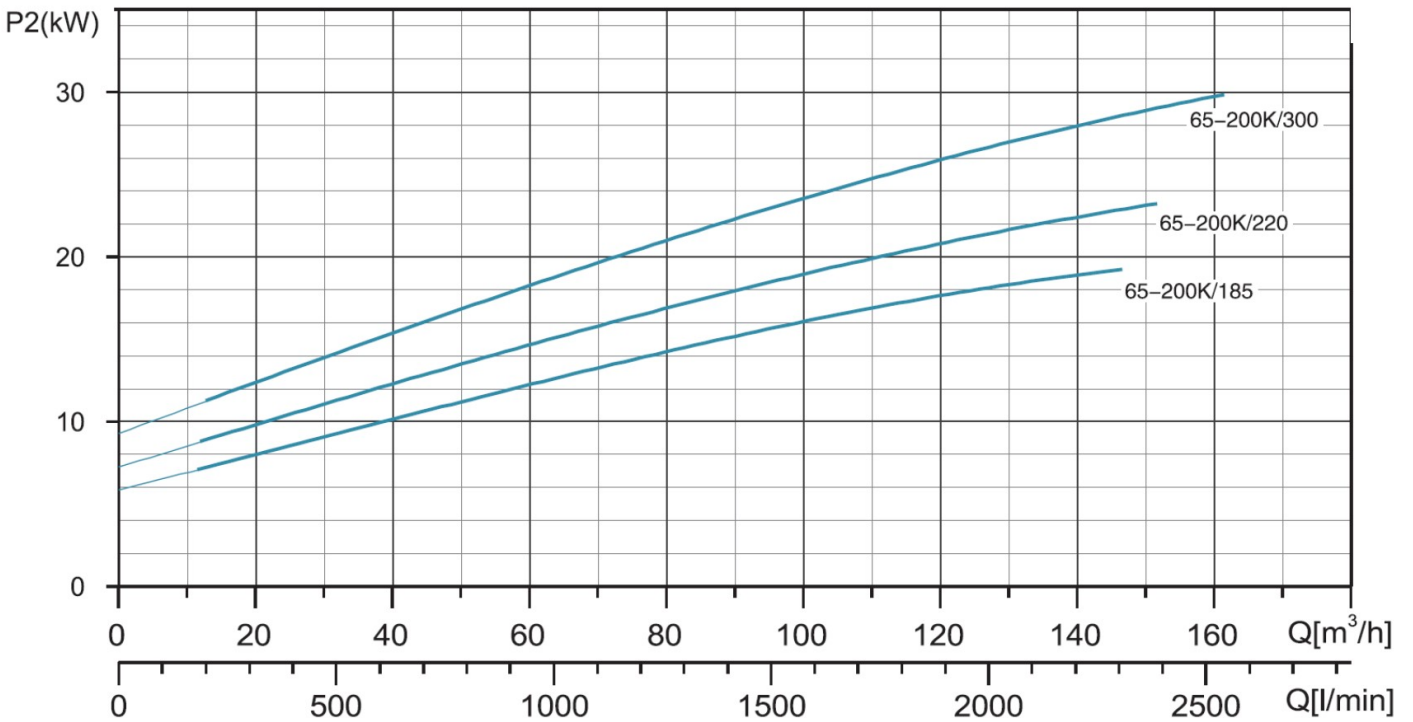
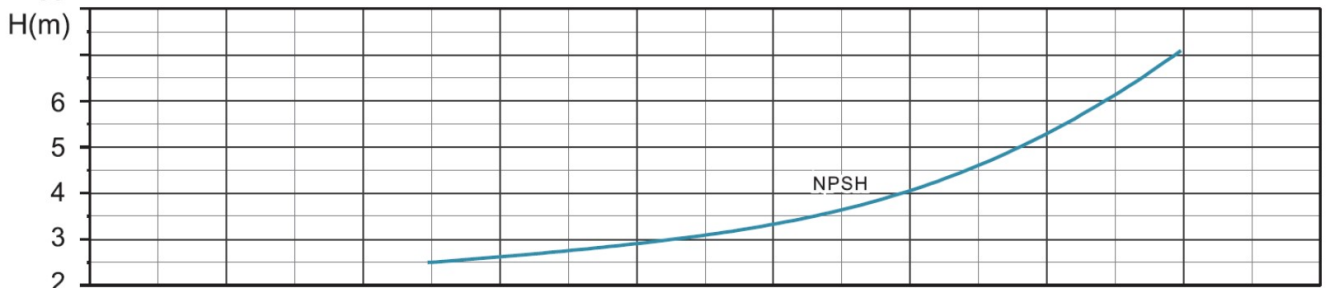
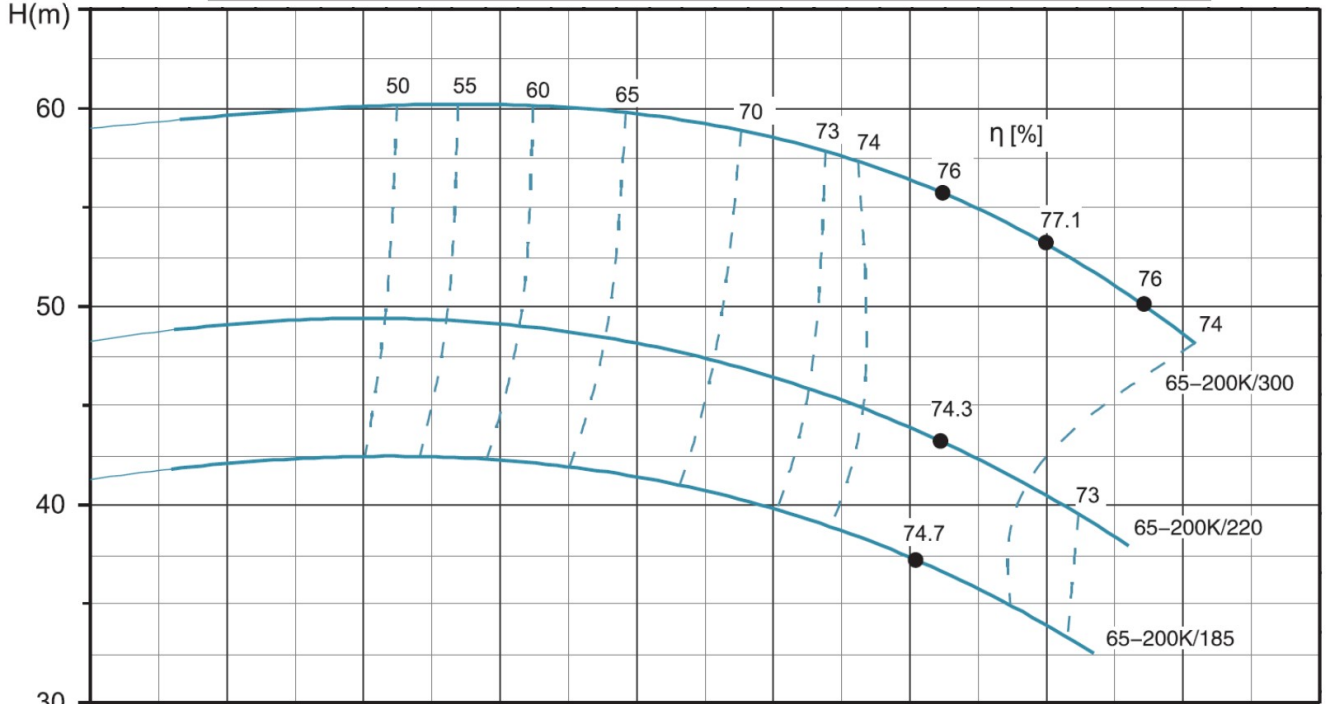
Hauteur manométrique totale (m)

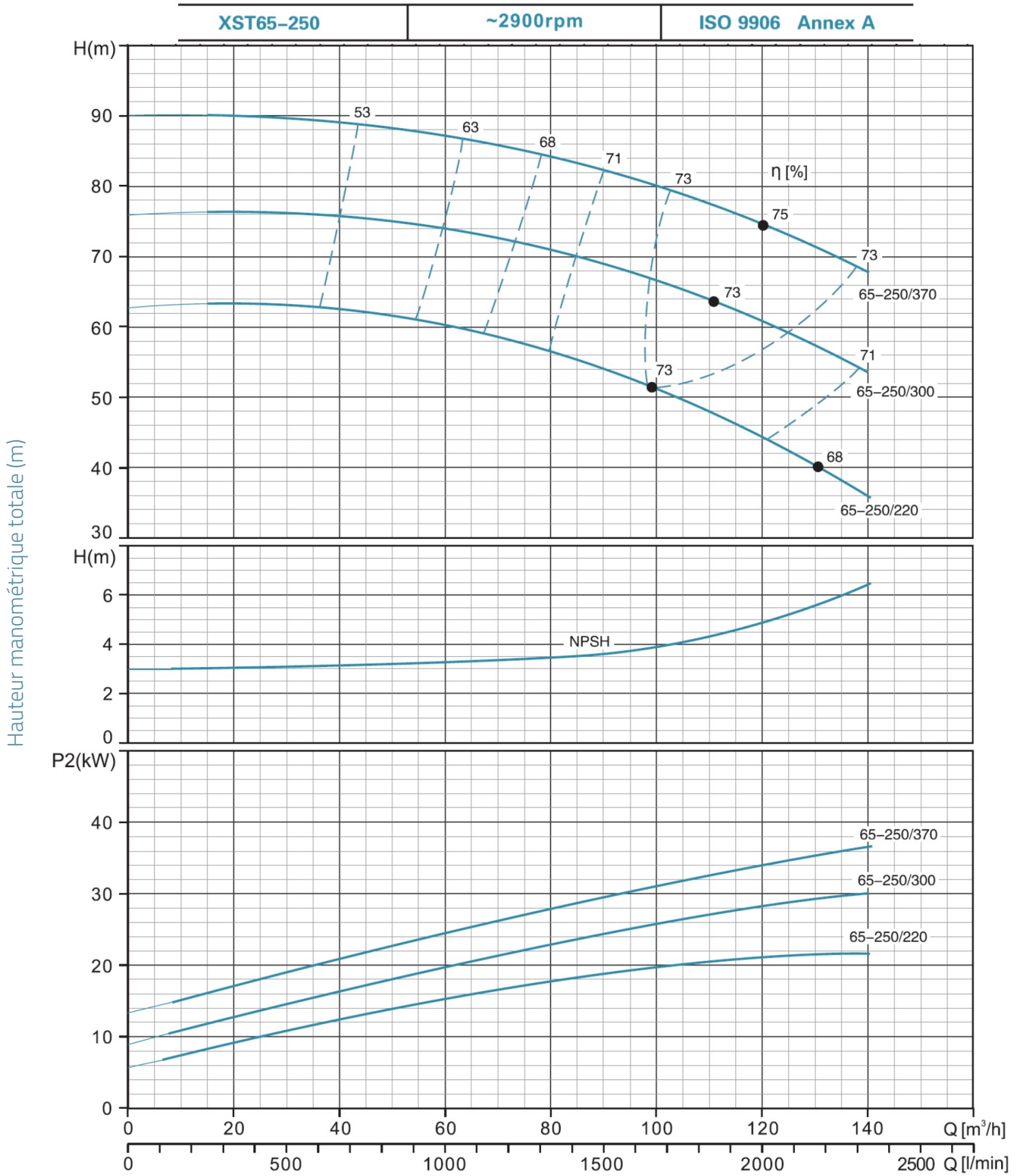




XST65-200K ~2900rpm ISO 9906 Annex A

Hauteur manométrique totale (m)

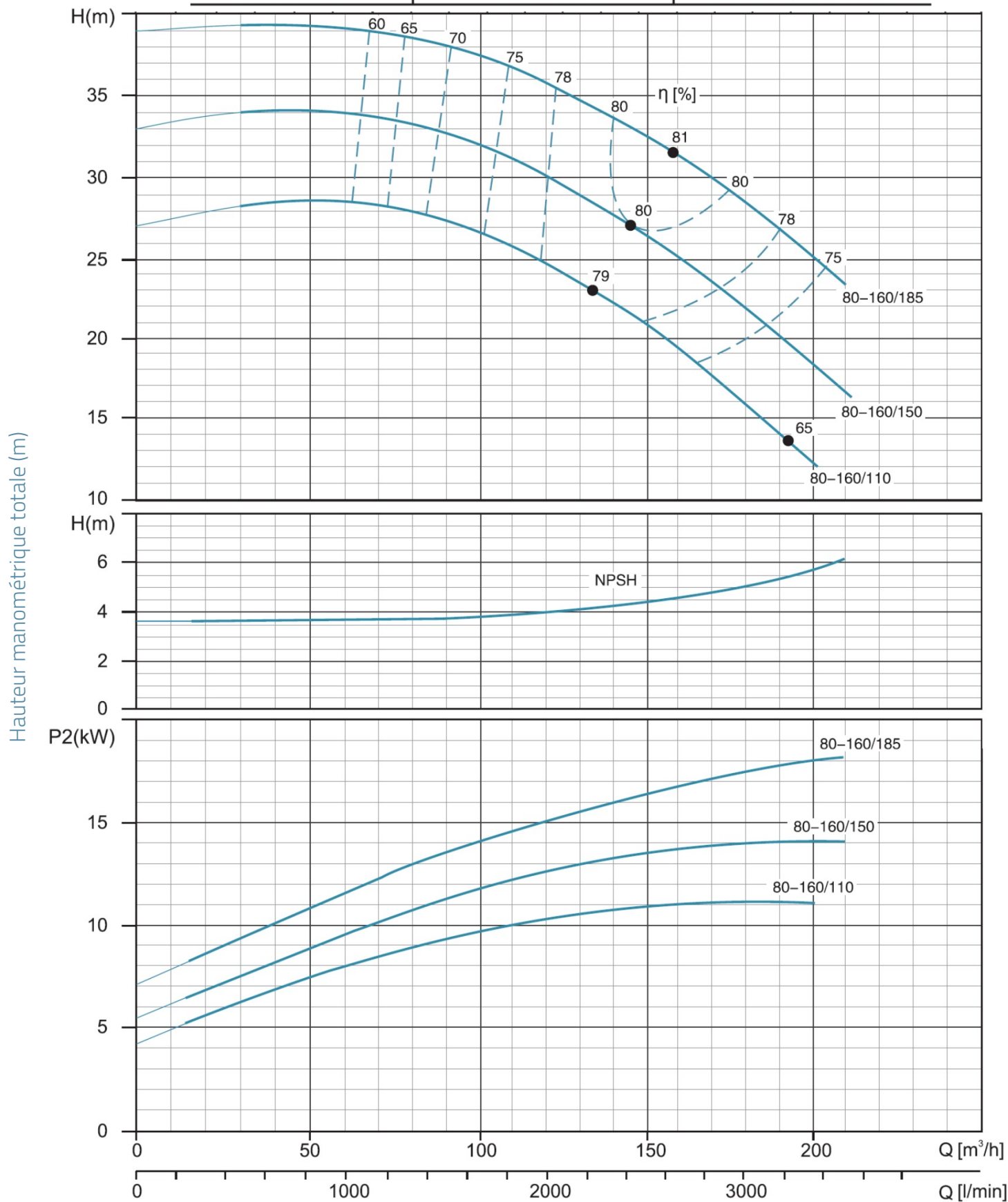


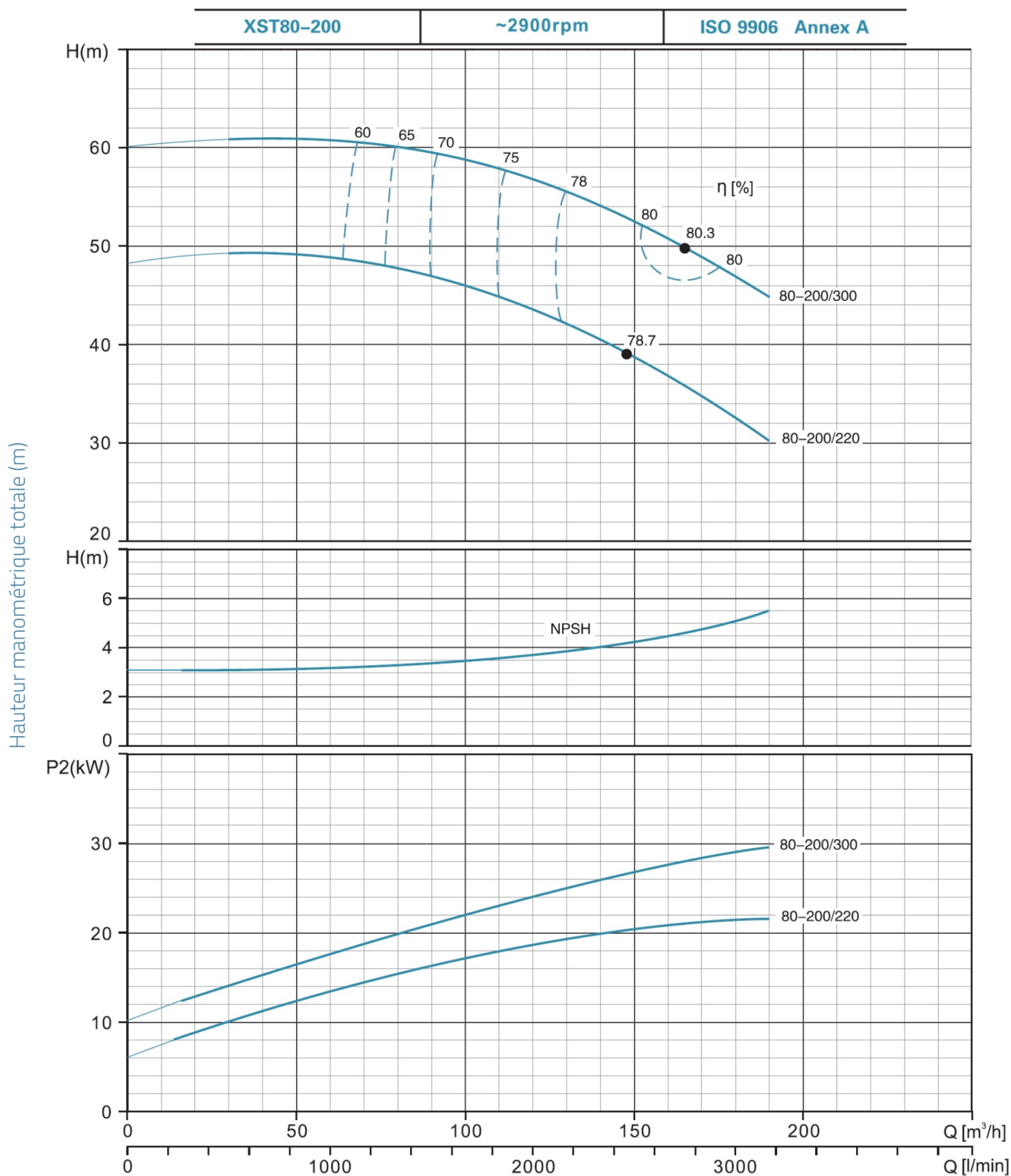


XST80-160

~2900rpm

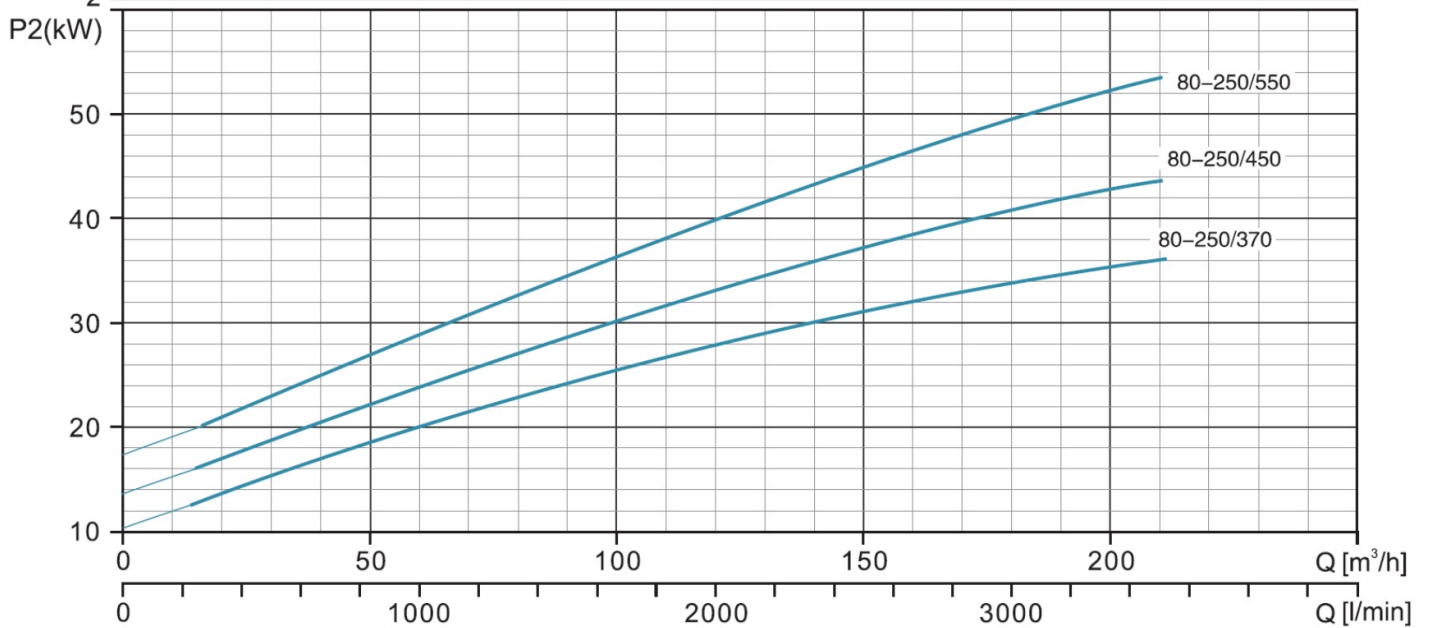
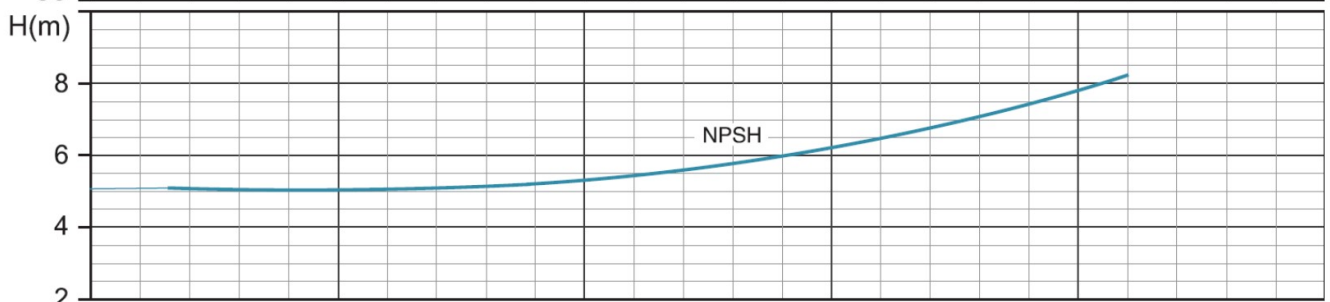
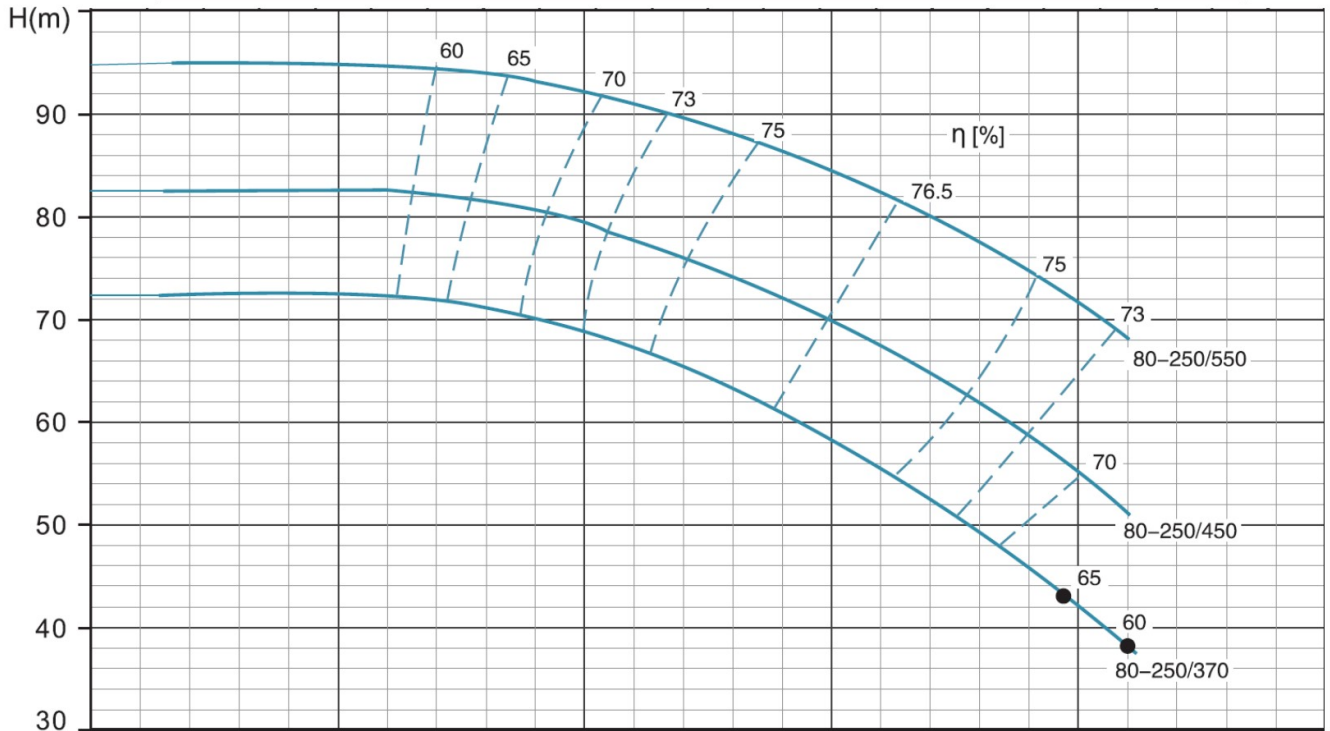
ISO 9906 Annex A



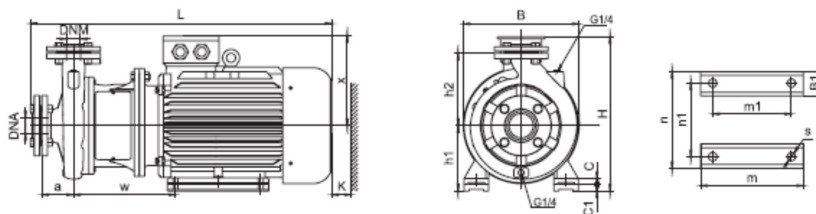


XST80-250 ~2900rpm ISO 9906 Annex A

Hauteur manométrique totale (m)



Dimensions



MODEL	DNM	DNA	a	w	x	h2	B1	C	C1	h1	m	m1	n	n1	s	B	H	L	K
XST40-250/92 - 400v	40	65	100	310	260	225	65	20	20	180	260	210	320	254	14.5	350	440	845	110
XST40-250/92	40	65	100	310	260	225	65	20	20	180	260	210	320	254	14.5	350	440	845	110
XST40-250/110	40	65	100	310	260	225	65	20	20	180	260	210	320	254	14.5	350	440	845	110
XST40-250/150	40	65	100	310	260	225	65	20	20	180	260	210	320	254	14.5	350	440	845	110
XST50-200/92	50	65	100	310	260	200	65	20		160	260	210	320	254	14.5	350	420	845	120
XST50-200/110	50	65	100	310	260	200	65	20		160	260	210	320	254	14.5	350	420	845	120
XST50-250/150	50	65	100	310	260	225	65	20	20	180	260	210	320	254	14.5	350	440	845	110
XST50-250/185	50	65	100	310	260	225	65	20	20	180	304	254	320	254	14.5	350	440	895	110
XST50-250/220	50	65	100	323	275	225	70	25		180	311	241	355	279	14.5	350	455	925	110
XST65-160/92	65	80	100	310	260	200	65	20		160	260	210	320	254	14.5	350	420	845	125
XST65-160/110	65	80	100	310	260	200	65	20		160	260	210	320	254	14.5	350	420	845	125
XST65-160/150	65	80	100	310	260	200	65	20		160	260	210	320	254	14.5	350	420	845	125
XST65-200/150	65	80	100	310	260	225	65	20	20	180	260	210	320	254	14.5	350	440	845	125
XST65-200/185	65	80	100	310	260	225	65	20	20	180	304	254	320	254	14.5	350	440	895	125
XST65-200/220	65	80	100	323	275	225	70	22		180	311	241	355	279	14.5	355	455	925	125
XST65-200K/185	65	80	100	337	260	225	65	20	20	180	304	254	320	254	14.5	355	440	920	125
XST65-200K/220	65	80	100	350	275	233	70	22		180	311	241	355	279	14.5	355	455	950	125
XST65-200K/300	65	80	100	362	305	225	70	25		180	369	305	395	318	18.5	355	505	1020	125
XST65-250/220	65	80	100	353	275	250	70	22		180	311	241	355	279	14.5	355	455	956	125
XST65-250/300	65	80	100	365	305	250	70	25		200	369	305	395	318	18.5	400	505	1026	125
XST65-250/370	65	80	100	365	305	250	70	25		200	369	305	395	318	18.5	400	505	1026	125
XST80-160/110	80	100	125	315	260	225	65	20		160	260	210	320	254	14.5	350	420	870	130
XST80-160/150	80	100	125	315	260	225	65	20		160	260	210	320	254	14.5	350	420	870	130
XST80-160/185	80	100	125	315	260	225	65	20		160	304	254	320	254	14.5	350	420	926	130
XST80-200/220	80	100	125	352	275	250	70	22		180	311	241	355	279	14.5	355	461	978	130
XST80-200/300	80	100	125	365	305	250	70	25		200	369	305	395	318	18.5	400	505	1050	130
XST80-250/370	80	100	125	365	305	280	70	25		200	369	305	395	318	18.5	400	508	1050	130
XST80-250/450	80	100	125	381	330	280	75	28		225	404	311	435	356	18.5	450	555	1098	120
XST80-250/550	80	100	125	433	365	280	80	30	30	280	450	349	490	406	24	550	646	1192	120

Vue éclatée

No.	Type	Matériaux
1	contre-bride	fonte HT200
2	corps de pompe	fonte HT200
3	joint torique	caoutchouc nitrile (NBR)
4	turbine	inox AISI 304/fonte HT200
5	garniture mécanique	carbure de silicium/graphite
6	carter protection d'accouplement	acier inox austénitique
7	fond de pompe	fonte HT200
8	manchon d'accouplement	acier inox austénitique
9	moteur	

